



The first in the industry – Celebrating 10 years of recycling.

In 1999, Armstrong Ceilings introduced the concept of ceiling recycling to the industry. Since that time, Armstrong – in collaboration with partners around the country – has diverted more than 80 million square feet of old ceilings from landfills. That’s

more than 40,000 tons of construction waste. And it keeps growing. Now, we are recycling in bulk methods in specific regions. Call our Recycling Center at 1-877-276-7876, option 1, then 8, to register your recycling project.

What ceiling tiles can be recycled?

ACCEPTABLE FOR RECYCLING:

- All brands of dry, pulpable mineral fiber ceiling panels or tiles. All metal splines must be removed from tiles (12" x 12").
- All brands of dry fiberglass panels (foil-back case by case). Facing must be easily removable.
- Any vinyl or scrim-faced mineral fiber panels.

CASE-BY-CASE ACCEPTABLE FOR RECYCLING:

- Glue-up or adhesive ceiling tiles.
- Foil-backed ceiling tiles.
- Any vinyl or scrim-faced fiberglass panels.
- Ceiling tiles with dark or metallic paint (applied by manufacturer).
- Ceiling tiles with paint not applied by manufacturer.
- Armstrong WoodWorks™ Ekos® wall panels.
- Armstrong Soundsoak® mineral fiber or fiberglass wall panels.
- Fabric-faced ceiling tiles.
- Cast ceiling panels (with or without foil).
- Armstrong Sanserra™.
- Armstrong Mylar.
- Fully-packaged ceiling tiles meeting the above criteria.

NOT ACCEPTABLE FOR RECYCLING:

- Asbestos containing ceiling tiles.
- Ceiling tiles installed below friable asbestos or contaminated with any other hazardous material.
- Red- or pink-backed ceiling tiles.
- Wet, moldy or weathered ceiling tiles.
- Ceiling tiles or pallets/boxes which contain visible debris (garbage, construction waste).
- Ceiling tiles not packaged according to Armstrong Specifications.
- Any gypsum ceiling or board.
- Ceiling tiles with visible wood pulp.
- Armstrong Artran (cardboard like face).
- Armstrong Ceramaguard®

Check with your local Armstrong representative or call 877-276-7876, select option 1, then 8 to approve material and for assistance to facilitate recycling. We are continually updating the types of ceiling panels we can recycle and methods we can receive them in.

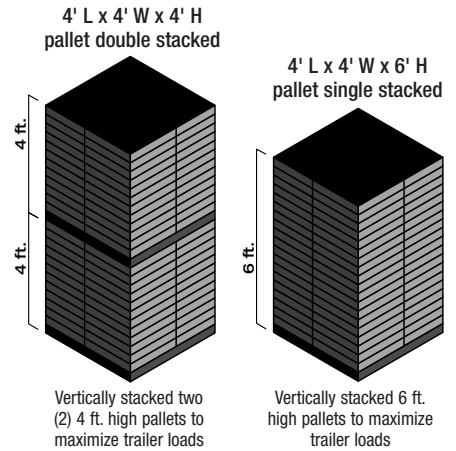
What amount of material do I need to recycle?

- Full truckload – we’ll pick up your old mineral fiber ceilings when and where you tell us – at no charge to you. We will pay freight costs for truckloads over 30,000 sq. ft., anywhere in the continental USA and some places in Canada.
- For less than 30,000 sq. ft., locate a certified recycling contractor or a consolidator close to you with our Local Resource lookup option at armstrong.com/recycling, or call our Recycling Center at 877-276-7876, press 1 (Ceilings), then press 8. We have options available to accommodate any size job in most locations.

How should the used tiles be packaged for shipment to Armstrong?

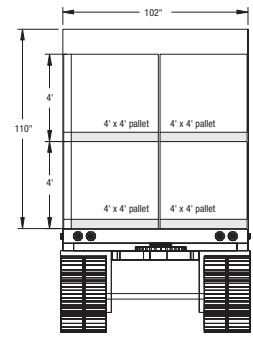
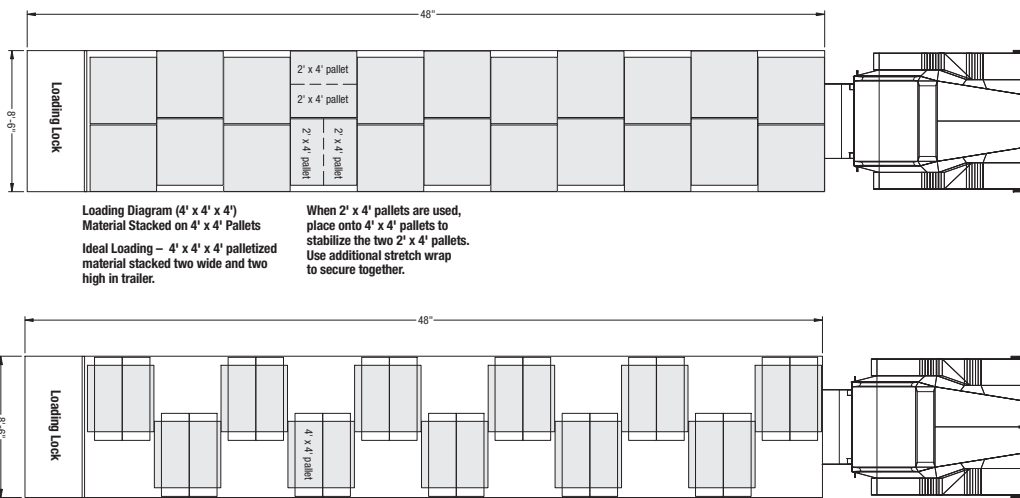
- Material must be clean, dry and in the acceptable category above.
- No wood, metal, construction debris or hazardous materials of any kind can be included. If C&D waste is included with ceilings, possible charges can be incurred for disposal.
- Stack tiles on 4' x 4' shipping pallets with bottom slats. Stack used tile 4' or 6' tall on the pallets. Make sure the pallets are in good shape and sturdy enough to handle the load. Secure tiles on pallets with stretch wrap or metal bands. You will need a pallet jack and possibly a forklift (depending on dock) to maneuver the loaded pallets. When loading, trailer capacity should be maximized. If elevator space is limited and 4' x 4' pallets do not fit, you can use 2' x 4' pallets. When material is staged at the loading dock, place two 2' x 4' pallets onto a 4' x 4' pallet and use additional stretch wrap to stabilize and secure the load. Or, take the material down in carts to loading area and stack directly on 4' x 4' pallets.
- All tiles should be straight on pallets and secured within the trailer to prevent loads from falling during transit or when pallets are unloaded. Material must be wrapped tightly and packaged so that pallets remain stable. Load locks may be necessary in the trailer.
- If you have special loading or removal circumstances, please contact your Armstrong representative or call 877-276-7876, select option 1, then 8. We will be as flexible as possible to accommodate your project needs.

Stacking Options:



Many crews speed up the stacking by building a simple two-sided, free-standing frame. Note: Frame is not attached to pallet.

How do I load the trailer?



Please recycle ♻️

All other trademarks used herein are the property of AWI Licensing Company and/or its affiliates © 2009 AWI Licensing Company • Printed in the United States of America

TechLine™ / 1 877 ARMSTRONG
1 877 276 7876

CS-3273-1209

